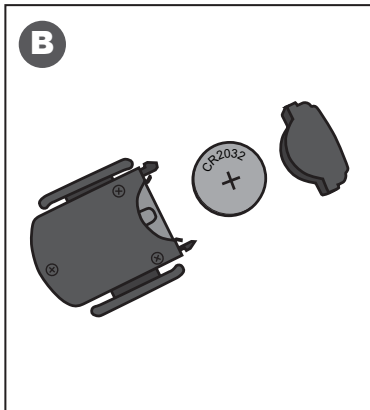


### STEP 1: VERIFY CONTENTS

Your VZ Sensor packaging should include the following items:

- 1 VZ Sensor with removable cap
- 2 elastic bands
- 2 CR2032 batteries

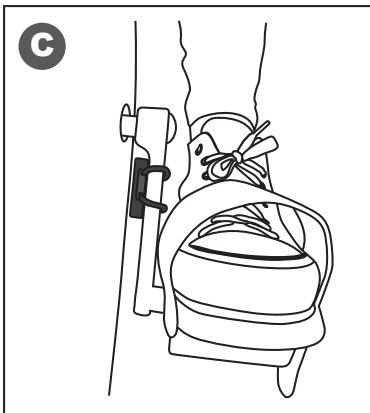
To begin setup, grip the removable cap, press one of the tabs on the side of the VZ Sensor case, and pull the cap away. (See **IMAGE "A."**)



### STEP 2: INSERT BATTERY

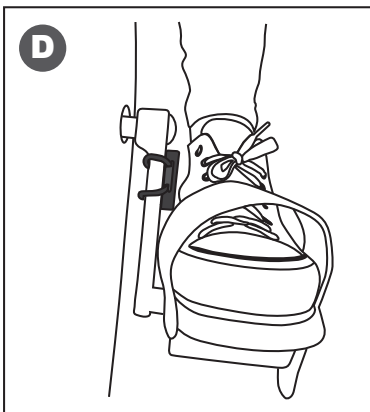
Insert one of the included batteries. It should be inserted with the positive '+' side facing up. (See **IMAGE "B."**) Replace the battery cover securely.

A second battery is included in your VZ Sensor packaging. You may save the second battery as a replacement for later.



### STEP 3: ATTACH TO BIKE

Attach VZ Sensor to a stationary bike's pedal crank using the included elastic band. Position it on the inside of the crank, closer to the center than the pedal, to minimize the chances of knocking it with your foot while riding. (See **IMAGE "C,"** left.) If you don't have enough space there, you may place it on the outside of the crank. (See **IMAGE "D,"** below.) If your bike has thin crank arms and the elastic band is too long, you can cinch it to tighten the band more.



### STEP 4: VERIFY POWER

Rotate the pedals on your bike at least 90 degrees per second, and watch the LED on your VZ Sensor. The light should flash, indicating that the device has power and is seeking a Bluetooth connection. Later, after you pair VZ Sensor with a device running VlrZOOM software, the LED will stop flashing to conserve energy.

**To complete the setup process, please go online.** The next steps vary depending on what kind of computer or smartphone you use to run VR. For detailed installation instructions for all supported platforms, please visit us on the web at [www.virzoom.com/setup](http://www.virzoom.com/setup).

# **VIRZOOM LIMITED WARRANTY**

This limited Warranty ("the Warranty") is offered by VirZOOM, Inc. ("VirZOOM," "we," or "us"). This Limited Warranty applies to a product consisting of physical goods, and only for physical goods, purchased from VirZOOM (the "Product").

## **Who is this limited Warranty to?**

VirZOOM issues this Warranty to you, as a consumer who has purchased a new product from VirZOOM or an authorized retailer ("you"). This Warranty is only given to you, and may not be sold, transferred, or given in full or in part to any subsequent purchaser or acquirer of the Product or any other person. This Limited Warranty gives you specific legal rights, and you may also have other rights which vary from State to State. VirZOOM reserves the right to restrict warranty service to countries in which the product was intended to be sold.

## **What does this limited Warranty cover?**

This Limited Warranty covers any defects in material or workmanship under normal use during the Warranty Period. During the Warranty Period, VirZOOM will repair or replace, at no charge, products or parts of a product that proves defective because of improper material or workmanship, under normal use and maintenance.

## **What will we do to correct problems?**

VirZOOM will either repair or replace the Product at no charge, using new or refurbished replacement parts, or update services or software, so that the Product perform substantially according to the warranted functionality. The approach taken to resolve any issues will be at our sole choice. If we determine that the Product should be replaced, repair or replacement may include functionally equivalent remanufactured components or a new Product. If we determine that repair or replacement cost may not be reasonable, then we may refund to you part or all of the price you originally paid for the Product.

## **How long does the coverage last?**

The Warranty Period for the Product's frame is 365 days from the date of purchase, and the Warranty Period for the Product's parts and electronics is 90 days from the date of purchase. A replacement Product or part assumes the remaining warranty of the original Product or 90 days from the date of replacement or repair, whichever is longer.

## **What does this limited Warranty not cover?**

This Limited Warranty does not cover any problem that is caused by conditions, malfunctions or damage not resulting from defects in material or workmanship. The Product is designed to be used on average 30 to 60 minutes per day, 5 days per week. If used this way the Product should provide several years of service. However, use in excess of this rate may significantly reduce the lifespan of the Product. This Warranty is null and void for all commercial applications of the product. The Product is for personal residential (home) use by the purchaser only, not for rental or any commercial use.

## **How can you get service?**

To obtain Warranty service, you must first contact us to determine the problem and the most appropriate solution for you. If you have a problem with VirZOOM, please visit [www.virzoom.com/support](http://www.virzoom.com/support) for helpful service and contact information.

# **VZSensor-1**



# **Instructions**